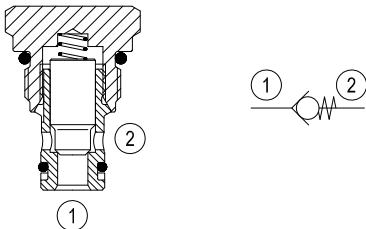


## Check, poppet type

Common cavity, Size 08

VUCN-08A

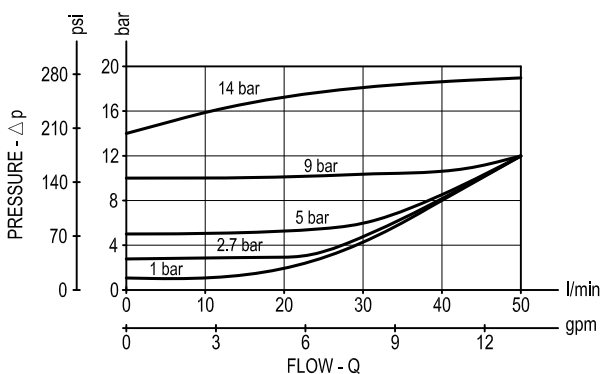
04.31.20.00.56 - Z



### Description

When pressure at 1 rises above the spring bias pressure, the poppet is lifted and flow allowed from 1 to 2. The valve is closed (checked) from 2 to 1. Precision machining and hardening processes allow virtually leak-free performance in the checked condition.

### Performance

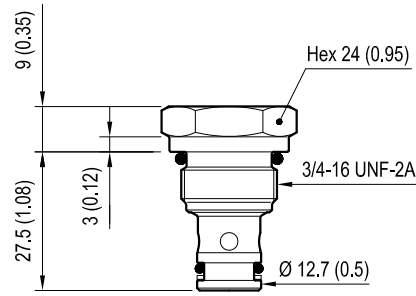


### Technical data

Max. operating pressure	bar (psi)	420 (6000)
Max. flow	l/min. (gpm)	50 (13)
Max. internal leakage	drops/min.	5
Fluid temperature range	°C (°F)	-30 to 100 (-22 to 212)
Installation torque	Nm (ft-lbs)	34-41 (25-30)
Weight	kg (lbs)	0.12 (0.27)
Cavity		CA-08A-2N see data sheet RE 18325-70
Seal kit (*)	code material no.	RG08A2010520100 R901101437
Fluids		Mineral-based or synthetics with lubricating properties at viscosities of 5 to 800 mm <sup>2</sup> /s (cSt)
Filtration		Nominal value max. 10µm (NAS 8) ISO 4406 19/17/14
Installation		No restrictions
Other Technical Data		See data sheet RE 18350-50

(\*) Only external seals for 10 valves

### Dimensions



[ mm (Inches) ]

### Ordering code

04.31.20.00	56	Z	00	*
-------------	----	---	----	---

Check, poppet type

Common cavity, Size 08

Series 0/A to L  
unchanged performances and dimensions

Version and options standard

SPRINGS	
	Cracking pressure bar (psi)
= A0	0.3 (4.5)
= 00	1 (15)
= 03	2.7 (39)
= 05	5 (73)
= 06	6 (87)
= 09	9 (131)
= 14	14 (203)

Type	Material number
0431200056A0000	R930006992
043120005600000	R901007308
043120005603000	R901162183
043120005605000	R901106550
043120005606000	R901116571
043120005609000	R930000961
043120005614000	R901106592

Type	Material number