REGOLATORI DI FLUSSO COMPENSATI, 3 VIE PER 2 UTILIZZI, A CARTUCCIA
THREE-WAY, COMBINATION TYPE, CARTRIDGE STYLE, PRESSURE COMPENSATED FLOW REGULATORS

VRFC3C-C

OM.41.01 - X - Y

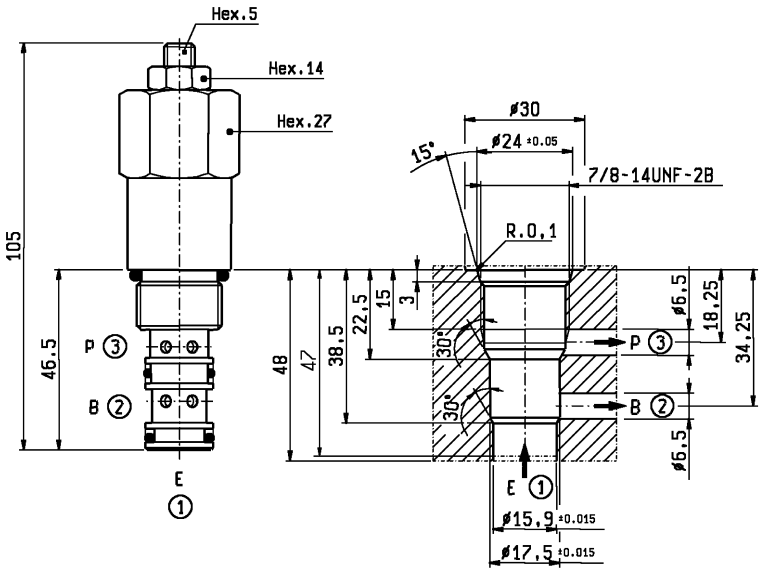

CAVITA'-CAVITY N.243C

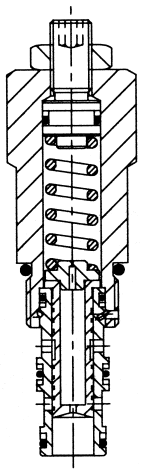

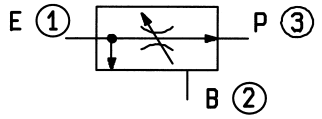

DATI TECNICI / TECHNICAL DATA

Coppia di serraggio Installation torque	64-72 Nm
Pressione di lavoro max. Max. working pressure	210 bar
QE = Portata max. in entrata “E” QE = Max. admitted inlet flow “E” port	40 l/min
QR = Portata max. in uscita prioritaria “P” QR = Max. delivery in priority flow “P” port	35 l/min
Peso Weight	0.26 kg

Campo di regolazione tra portata minima e massima: circa 12 giri della vite di regolazione. Avvitare per aumentare il valore di portata regolata.

Adjustment from Min to Max flow is approx 12 turns. Screw in to increase the regulated flow from “P”.

Classe di pulizia dell’olio: almeno 18/14 ISO 4406 (9 NAS-1638).

Fluid cleanliness class: 18/14 ISO 4406 (9 NAS-1638) or better.

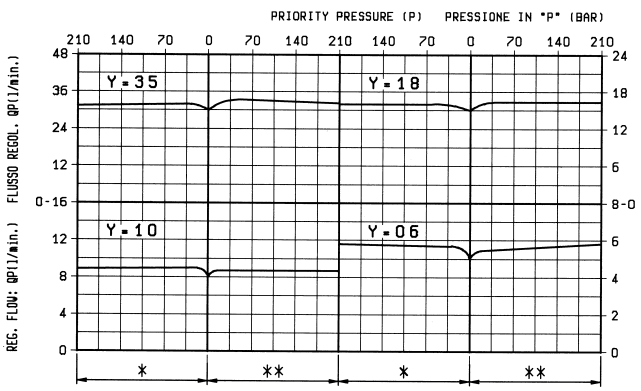

* I campi di sinistra dei 4 diagrammi, indicati con *, si riferiscono a quando la pressione in “B” è superiore a quella in “P”.

* The left end field of the above shown diagrams, marked with *, refers to by-pass pressure “B” exceeding priority pressure “P”.

** I campi di destra dei 4 diagrammi, indicati con **, si riferiscono a quando la pressione in “P” è superiore a quella in “B”.

** The right end field of the above shown diagrams, marked with **, refers to priority pressure “P” exceeding by-pass pressure “B”.

X	REGOLAZIONI ADJUSTMENTS	
03	**vite esterna esagono incassato leakproof hex. socket screw**	
04	**volantino e controvolantino handknob and locknut**	
	cappellotto per piombatura sealing cap codice / ordering code 03.05.01.001	

Y	CAMPO DI REGOLAZIONE PORTATA REGULATED FLOW RANGE
06	2 - 6 l/min
10	5 - 10 l/min
18	10 - 18 l/min
35	20 - 35 l/min