

Solenoid operated valves pilot operated poppet type  
2-way normally closed  
Special cavity, 021-E

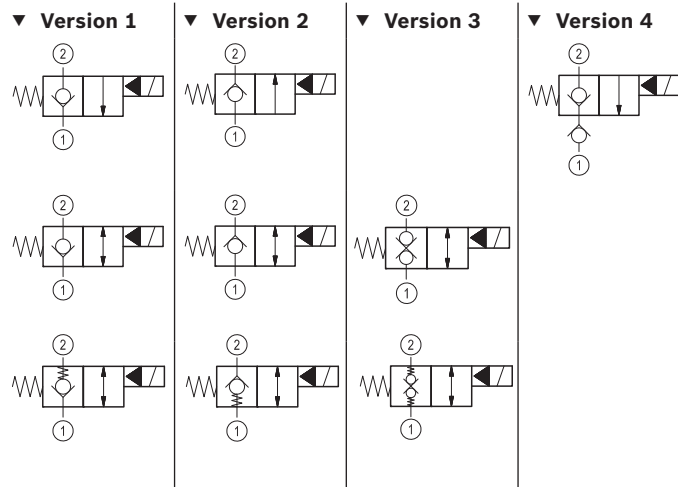
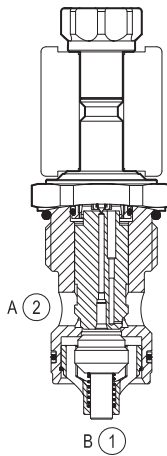
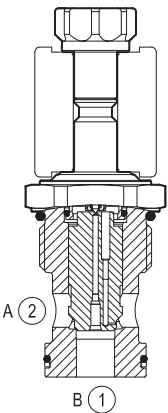
VEI-8A-12-NC

OD.15 - X - 21 - Y - Z

**RE 18323-04**

Edition: 01.2016

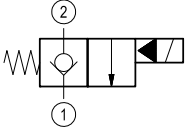
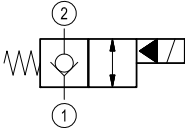
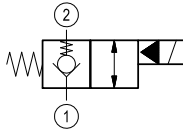
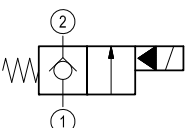
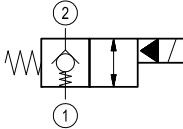
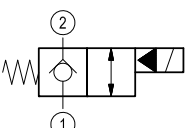
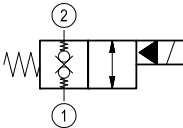
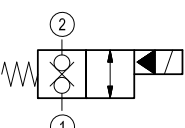
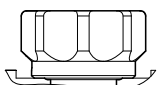
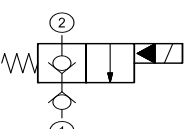
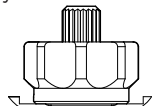
Replaces: 03.2015



**Technical data**

<b>General</b>	
Weight	0.34 kg (0.75 lbs)
Installation orientation	Optional
Ambient temperature range	-30 to 60 °C (-22 to 140 °F)
<b>Hydraulic</b>	
Max. operating pressure	350 bar (5000 psi)
Max. proof pressure	420 bar (6000 psi)
Flow range	5 - 150 l/min (1 - 40 gpm)
Fatigue cycle life	1 million cycles at 350 bar
Max. internal leakage	20 drops/min.
Fluid temperature range	-20 to 80 °C (-4 to 176 °F)
Fluids: Mineral-based or synthetics with lubricating properties at viscosities of 20 to 380 mm <sup>2</sup> /s (cSt)	
Installation torque	130 - 150 Nm (96 - 111 ft-lbs)
Recommended degree of fluid contamination	Nominal value max. 10 µm (NAS 8) ISO 4406 19/17/14
MTTFd	150 years see RE 18350-51 except for codes marked with *
Special cavity	021-E see 18325-75
Lines bodies and standard assemblies	Please refer to section "Hydraulic integrated circuit" or consult factory
Seal kit – version 1	code material no. RG21E201052010 R934003566
Seal kit – version 2-3	code material no. RG21E201053010 R934003567
Seal kit coil	code material no. RG12A1PNBR7010 R934003958
Other technical data	See data sheet 18350-50
<b>Electrical</b>	
Type of voltage	DC voltage
Coil type	S8-356 see 18325-90
Supply voltage	See data sheet 18325-90
Nominal voltage	± 10%
Power consumption	20 W
Duty cycle coil	See characteristic curves %
Type of protection	See data sheet 18325-90
Note: Coils must be ordered separately	

Ordering code

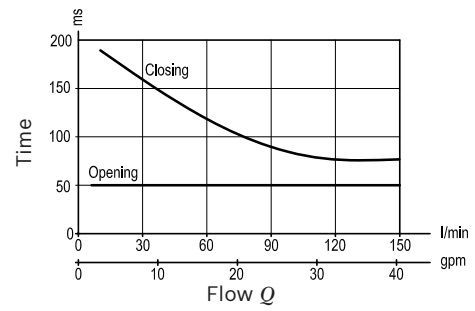
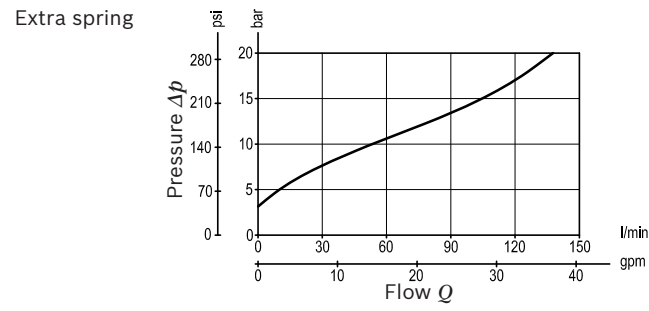
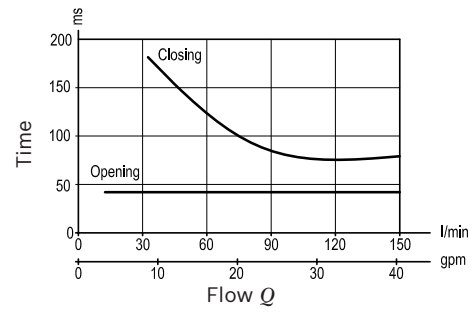
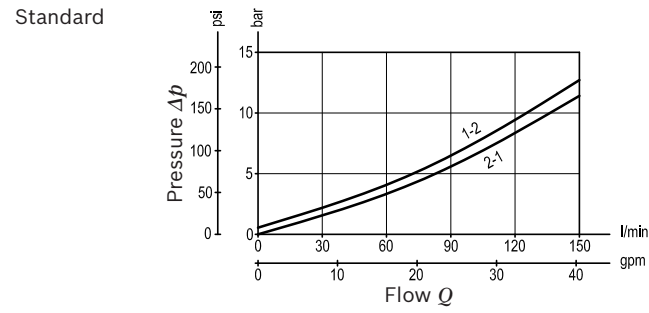
	OD.15	X	21	Y	Z
<p>Solenoid operated valves pilot operated poppet type 2-way normally closed</p>					
<p>monodirectional type</p>  <p style="text-align: right;"><b>01</b></p>					<p><b>S0</b> = Tube not welded</p>
<p>bidirectional type</p>  <p style="text-align: right;"><b>05</b></p>					<p><b>S8</b> = Tube not welded with extra spring</p>  <p style="text-align: right;">for X= 05</p>
<p>monodirectional type</p>  <p style="text-align: right;"><b>09</b></p>					 <p style="text-align: right;">for X= 03</p>
<p>bidirectional type</p>  <p style="text-align: right;"><b>03</b></p>					 <p style="text-align: right;">for X= 31</p>
<p>bidirectional type</p>  <p style="text-align: right;"><b>31</b></p>					<p>standard type</p>  <p style="text-align: left;"><b>3A</b></p>
<p>monodirectional type</p>  <p style="text-align: right;"><b>11</b></p>					<p>knob style manual override</p>  <p style="text-align: left;"><b>3D</b></p>
			21 Special cavity: 021-E		

Type	Material number
OD1501213AS000	R901144300
OD1501213AS800	R934000707
OD1501213DS000	R901085462
OD1503213AS000	R901113666
OD1503213AS800	R934003065
OD1503213DS000	R934000792
OD1503213DS800	R934003066
OD1505213AS000	R901104395
OD1505213AS800	R901119221

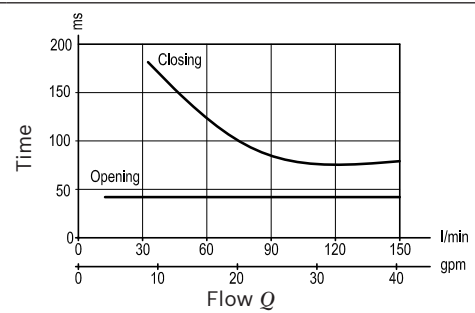
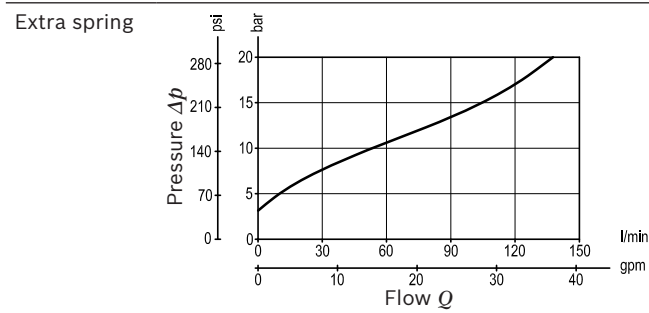
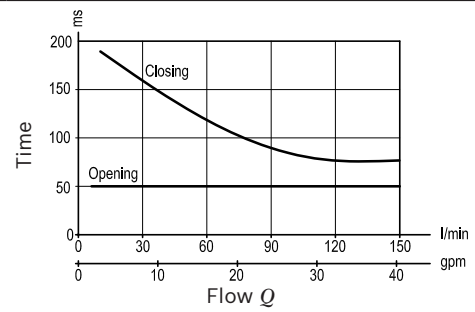
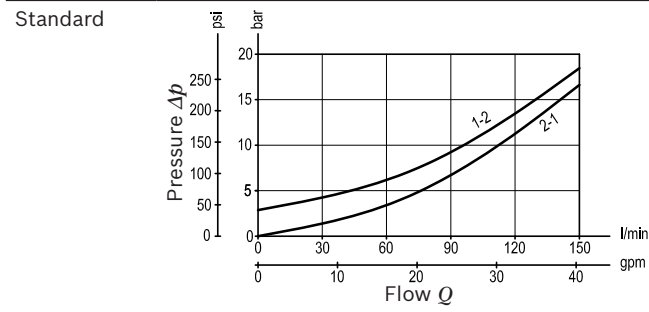
Type	Material number
OD1505213DS000	R901119267
OD1509213AS000	R901132881
OD1511213AS000 *	R901138183
OD1511213AS800 *	R934001086
OD1531213AS000	R901104412
OD1531213AS800	R901119002
OD1531213DS000	R901132876
OD1531213DS800	R901125793

Characteristic curves

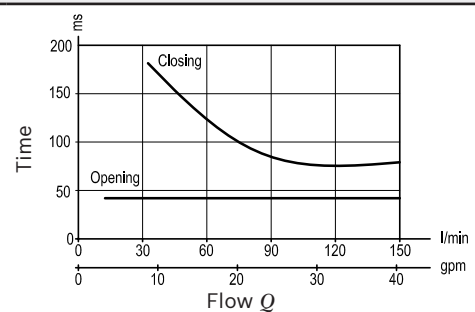
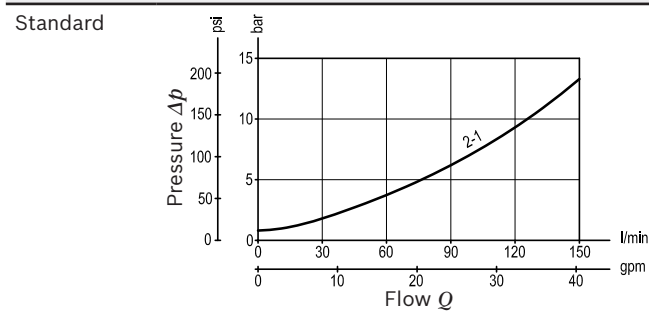
Version 1 – Version 2



Version 3

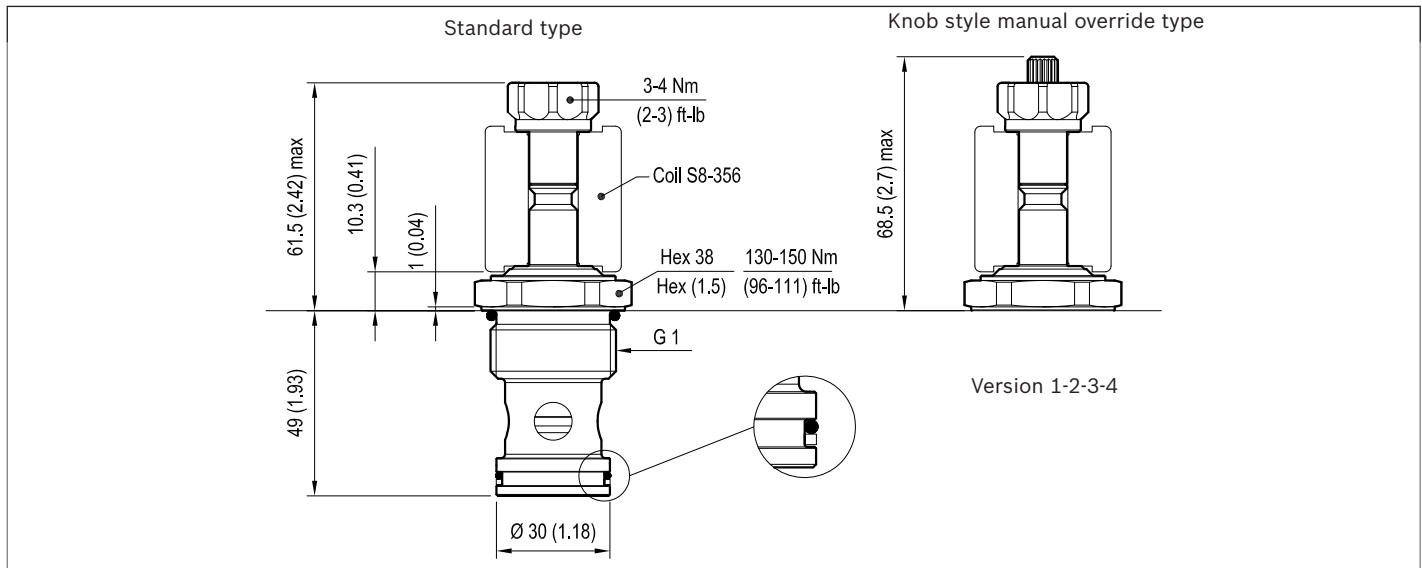


Version 4



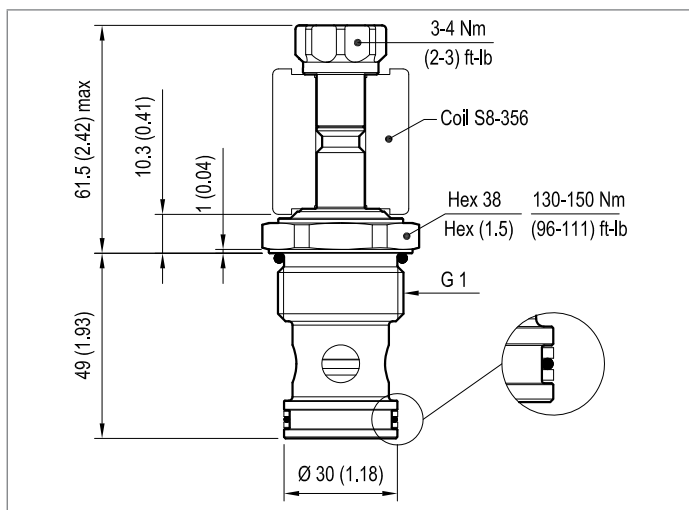
## Dimensions

### ▼ Version 01: Solenoid operated valves, poppet 2-way normally closed

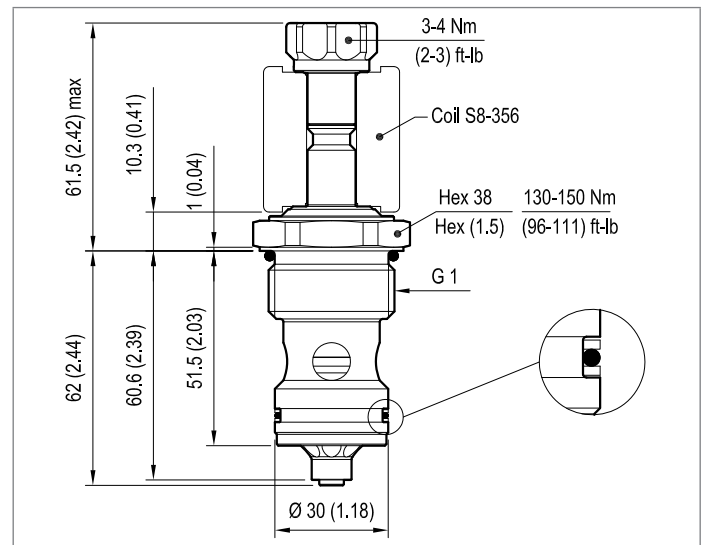


### ▼ Version 02: Solenoid operated valves, poppet 2-way normally closed

### ▼ Version 03: Solenoid operated valves, poppet 2-way double lock normally closed



### ▼ Version 4: Solenoid operated valves, poppet 2-way normally closed



#### Bosch Rexroth Oil Control S.p.A.

Via Leonardo da Vinci 5  
 P.O. Box no. 5  
 41015 Nonantola – Modena, Italy  
 Tel. +39 059 887 611  
 Fax +39 059 547 848  
 compact-hydraulics-cv@boschrexroth.com  
 www.boschrexroth.com/compacthydraulics

© This document, as well as the data, specifications and other information set forth in it, are the exclusive property of Bosch Rexroth Oil Control S.p.a.. It may not be reproduced or given to third parties without its consent. The data specified above only serve to describe the product. No statements concerning a certain condition or suitability for a certain application can be derived from our information. The information given does not release the user from the obligation of own judgment and verification. It must be remembered that our products are subject to a natural process of wear and aging. Subject to change.